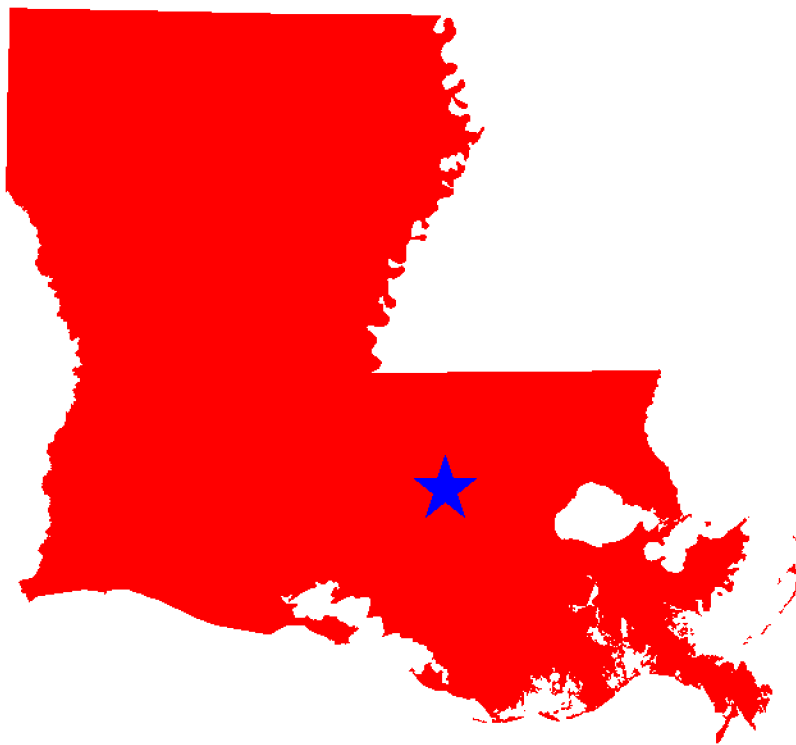




Unrestrained Passenger Vehicle Occupant (Age 5 and Older) Fatalities by County Louisiana, 2007



This Report Contains Data From the Following Sources:
Fatality Data - NCSA Fatality Analysis Reporting System (FARS)
FARS Data: 2007 Annual Report File (ARF)
Population Data - U.S. Bureau of the Census



Unrestrained Passenger Vehicle Occupant (Age 5 and Older) Fatality Data, Louisiana

Table of Contents

MAPS

Page 3: Map: Fatality Rate per 100,000 Population as Compared to Rates for all Counties in Louisiana, 2007

Page 4: Map: Unrestrained Passenger Vehicle Occupant Fatalities by County, Louisiana, 2007

STATISTICS

Page 5: Table: Restraint Use and Unrestrained Passenger Vehicle Occupant Fatality Rate, Louisiana, 2007

Page 5: Table: Distribution of Unrestrained Passenger Vehicle Occupant Fatality Rate per 100k Population Across All Louisiana Counties, 2007

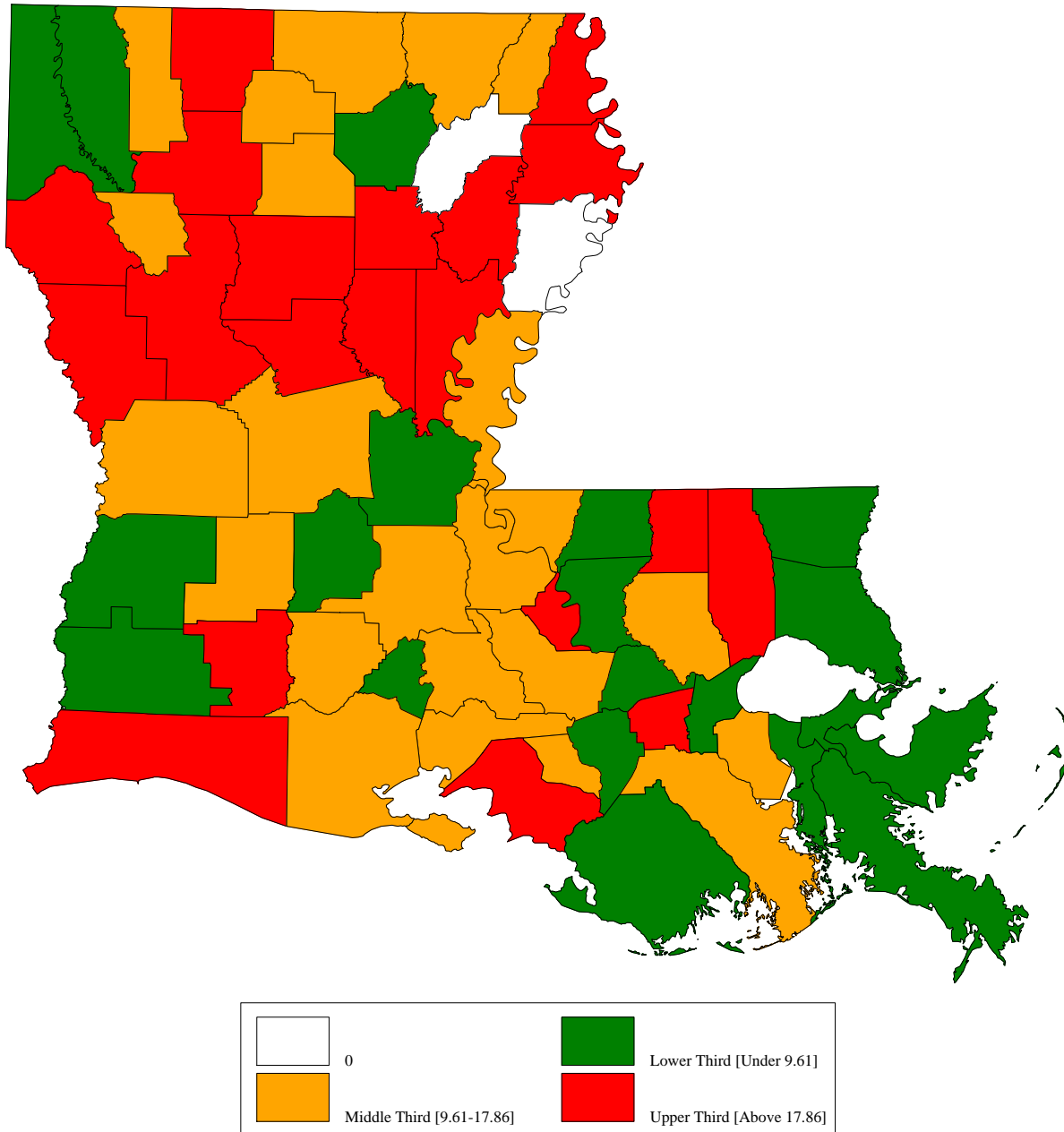
Page 6: Table: Restraint Use Among Fatally Injured Passenger Vehicle Occupants (Age 5 and Older), by County, Louisiana, 2007



Unrestrained Passenger Vehicle Occupant (Age 5 and Older) Fatality Data, Louisiana

The map below puts the fatality rate/100k population into four bins. Given the fatality rates for all counties in Louisiana in 2007, the fatality rate for each county can fall in the lower, middle, or upper third of rates or could be 0 (no fatalities).

Fatality Rate per 100,000 Population as Compared to Rates for all Counties in Louisiana, 2007

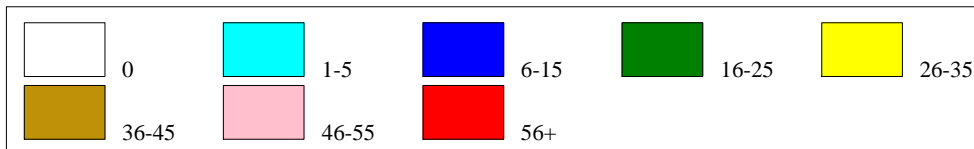
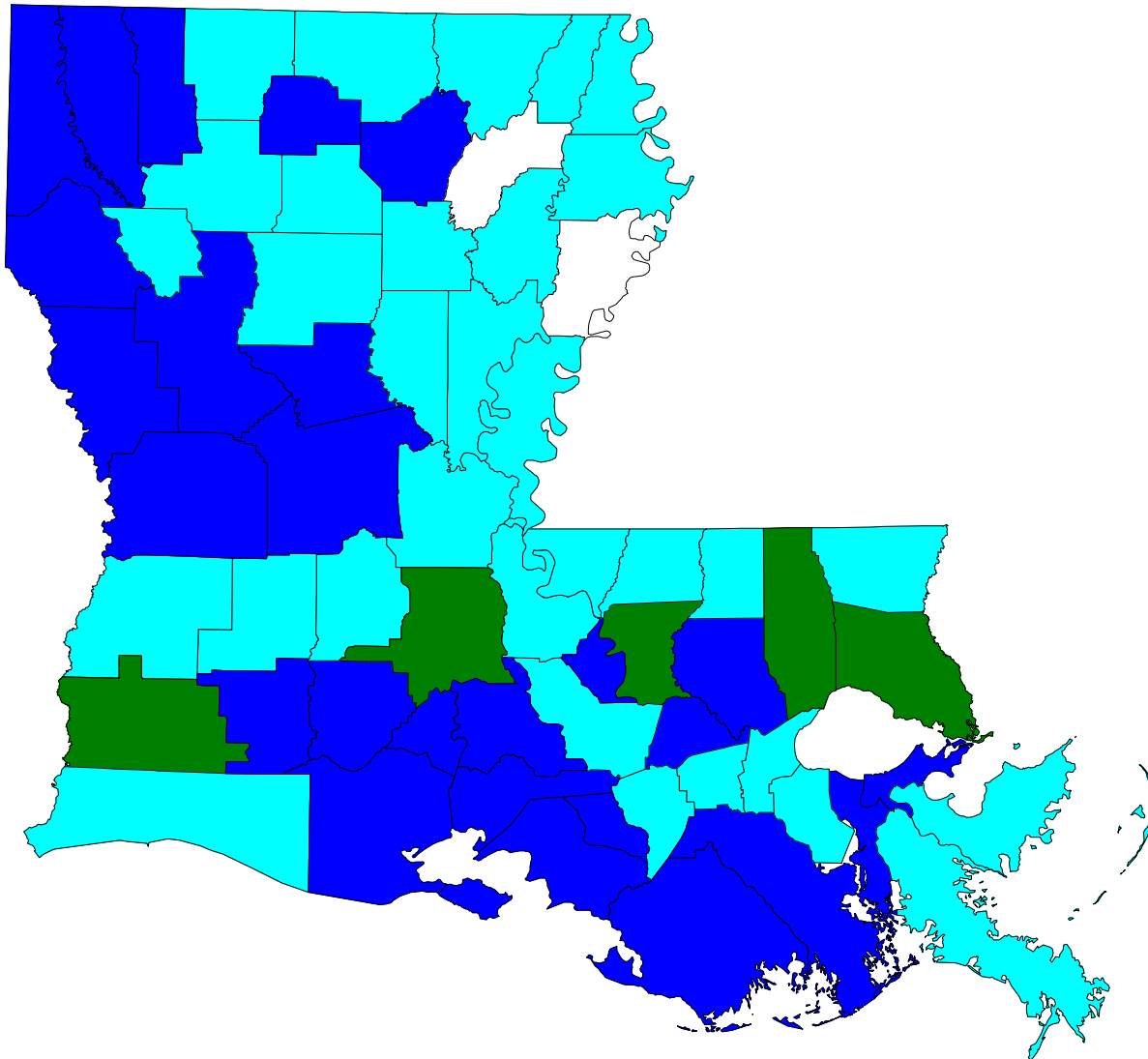




Unrestrained Passenger Vehicle Occupant (Age 5 and Older) Fatality Data, Louisiana

The map below categorizes the number of unrestrained passenger vehicle occupant fatalities.

Unrestrained Passenger Vehicle Occupant Fatalities by County, Louisiana, 2007





Unrestrained Passenger Vehicle Occupant (Age 5 and Older) Fatality Data, Louisiana
Restraint Use and Unrestrained Passenger Vehicle Occupant Fatality Rate, Louisiana, 2007

	Total	Restrained		Unrestrained		Unknown		Unrestrained Fatalities per 100k Population
		Number	Percent	Number	Percent	Number	Percent	
Louisiana	717	232	32%	426	59%	59	8%	9.92

Distribution of Unrestrained Passenger Vehicle Occupant Fatality Rate per 100k Population Across All Louisiana Counties, 2007

State	33rd Percentile	50th Percentile	66th Percentile
Louisiana	9.61	13.39	17.86

***Restraint Use Among Fatally Injured Passenger Vehicle Occupants (Age 5 and Older),
by County, Louisiana, 2007***

County	Total	Restrained		Unrestrained		Unknown		Unrestrained Fatalities per 100k Population
		Number	Percent	Number	Percent	Number	Percent	
Acadia Parish	11	2	18%	7	64%	2	18%	11.67
Allen Parish	6	1	17%	4	67%	1	17%	15.67
Ascension Parish	17	8	47%	8	47%	1	6%	8.08
Assumption Parish	2	1	50%	1	50%	0	0%	4.35
Avoyelles Parish	7	1	14%	4	57%	2	29%	9.49
Beauregard Parish	6	3	50%	3	50%	0	0%	8.63
Bienville Parish	4	0	0%	4	100%	0	0%	26.83
Bossier Parish	13	6	46%	6	46%	1	8%	5.52
Caddo Parish	34	11	32%	15	44%	8	24%	5.94
Calcasieu Parish	27	10	37%	16	59%	1	4%	8.67
Caldwell Parish	3	0	0%	3	100%	0	0%	29.11
Cameron Parish	9	4	44%	5	56%	0	0%	67.44
Catahoula Parish	8	3	38%	5	63%	0	0%	47.84
Claiborne Parish	6	1	17%	4	67%	1	17%	24.57
Concordia Parish	2	0	0%	2	100%	0	0%	10.49
De Soto Parish	9	2	22%	6	67%	1	11%	22.84
East Baton Rouge Parish	42	19	45%	22	52%	1	2%	5.11
East Carroll Parish	3	0	0%	2	67%	1	33%	24.09
East Feliciana Parish	5	2	40%	2	40%	1	20%	9.60
Evangeline Parish	3	0	0%	3	100%	0	0%	8.36
Franklin Parish	5	0	0%	5	100%	0	0%	24.93
Grant Parish	8	2	25%	6	75%	0	0%	30.37
Iberia Parish	12	4	33%	8	67%	0	0%	10.67
Iberville Parish	11	2	18%	5	45%	4	36%	15.38
Jackson Parish	2	0	0%	2	100%	0	0%	13.21
Jefferson Davis Parish	10	4	40%	6	60%	0	0%	19.24
Jefferson Parish	24	9	38%	14	58%	1	4%	3.31
La Salle Parish	5	0	0%	5	100%	0	0%	35.61
Lafayette Parish	23	9	39%	13	57%	1	4%	6.35
Lafourche Parish	23	13	57%	10	43%	0	0%	10.79
Lincoln Parish	10	3	30%	7	70%	0	0%	16.45

(Continued)

***Restraint Use Among Fatally Injured Passenger Vehicle Occupants (Age 5 and Older),
by County, Louisiana, 2007***

County	Total	Restrained		Unrestrained		Unknown		Unrestrained Fatalities per 100k Population
		Number	Percent	Number	Percent	Number	Percent	
Livingston Parish	24	7	29%	14	58%	3	13%	12.01
Madison Parish	7	2	29%	3	43%	2	29%	25.30
Morehouse Parish	6	3	50%	3	50%	0	0%	10.42
Natchitoches Parish	11	2	18%	9	82%	0	0%	22.79
Orleans Parish	15	5	33%	7	47%	3	20%	2.93
Ouachita Parish	17	8	47%	9	53%	0	0%	6.02
Plaquemines Parish	2	1	50%	1	50%	0	0%	4.64
Pointe Coupee Parish	9	5	56%	4	44%	0	0%	17.86
Rapides Parish	18	3	17%	14	78%	1	6%	10.76
Red River Parish	1	0	0%	1	100%	0	0%	10.88
Richland Parish	3	0	0%	0	0%	3	100%	0.00
Sabine Parish	10	4	40%	6	60%	0	0%	25.33
St. Bernard Parish	2	1	50%	1	50%	0	0%	5.04
St. Charles Parish	11	5	45%	5	45%	1	9%	9.61
St. Helena Parish	6	2	33%	4	67%	0	0%	37.66
St. James Parish	8	3	38%	5	63%	0	0%	23.17
St. John the Baptist Parish	7	1	14%	4	57%	2	29%	8.39
St. Landry Parish	22	5	23%	16	73%	1	5%	17.51
St. Martin Parish	12	5	42%	7	58%	0	0%	13.55
St. Mary Parish	13	3	23%	10	77%	0	0%	19.49
St. Tammany Parish	35	8	23%	21	60%	6	17%	9.27
Tangipahoa Parish	32	9	28%	22	69%	1	3%	19.06
Tensas Parish	0	0		0		0		0.00
Terrebonne Parish	24	11	46%	10	42%	3	13%	9.22
Union Parish	5	1	20%	4	80%	0	0%	17.56
Vermilion Parish	12	4	33%	8	67%	0	0%	14.36
Vernon Parish	10	2	20%	8	80%	0	0%	16.88
Washington Parish	7	2	29%	4	57%	1	14%	8.90
Webster Parish	10	3	30%	7	70%	0	0%	17.10
West Baton Rouge Parish	12	3	25%	7	58%	2	17%	30.94
West Carroll Parish	2	0	0%	2	100%	0	0%	17.31

(Continued)

***Restraint Use Among Fatally Injured Passenger Vehicle Occupants (Age 5 and Older),
by County, Louisiana, 2007***

County	Total	Restrained		Unrestrained		Unknown		Unrestrained Fatalities per 100k Population
		Number	Percent	Number	Percent	Number	Percent	
West Feliciana Parish	6	2	33%	2	33%	2	33%	13.23
Winn Parish	8	2	25%	5	63%	1	13%	32.21